



# Product Catalogue

Demountable Glass Partitions Systems.





# Introduction

A solution provider for Demountable Glass Partitions Systems. After studying the market trends and challenges, Arc 7 is launched in year 2025 to provide one of the best finish product and solution as per market scenario, Primary focus is bringing in reality to your design elements without deviations. Started by Mr Shahzad Ali, who has successfully worked in interior industry for more than 10 years, hence assuring to stand to your expectations in real time.



# SINGLE GLAZED 25mm SERIES

The minimal Divider System with 25mm x 25mm section.  
Single Glazed 25 Series provides minimal visibility partition,  
resulting in full utilization of daylight due to its section Designs



Compatible for Glass  
Thickness: 10MM & 12MM  
clear toughened glass or  
10.76MM & 11.52MM  
laminated glass.



Partition height can be  
considered upto 2400 mm  
All exposed aluminium  
sections are Anodized and  
come in 6063 with T5  
Grade



# SINGLE GLAZED 45mm SERIES

Contemporary slimline system with 45mm x 25 mm section  
Single Glazed 45 Series provides slim line design system providing full height partition as well as block design adaptability.



Compatible for Glass  
Thickness: 10MM & 12MM  
clear toughened glass or  
10.76MM & 11.52MM  
laminated glass.



Partition height can be  
considered upto 3000 mm  
All exposed aluminium  
sections are Anodized and  
come in 6063 with T5  
Grade



# SINGLE & DOUBLE GLAZED 75mm SERIES

Mid Line System with 75mm x 25mm  
section

Single and Double Glazed 75mm Series  
provides mid line design system  
providing full height partition as well as  
block design  
adaptability giving moderate acoustic  
performance.





# SINGLE & DOUBLE GLAZED 100mm SERIES

Classy Wideline System with  
100 mm x 25 mm section  
Single Glazed and double  
glazed 100 Series provides  
wide line design system  
providing full height partition  
as well as block design



# PORTAL SYSTEM

provide a portal profile to incorporate all available series with giving exclusive design elements and distinctive solutions for access control device installation as well as arranging space for meeting scheduler devices. Panels come in size of 45mm x 50mm which merge with both 25 & 45 series and another 100mm x 100mm for 100 and 100 DG serie

# CURVE PARTITION SYSTEM

Whether you need curved glass, bent glass, laminated glass or colored glass, We can deliver & execute the most complex designs with huge experience from the market, According to the need we can bend the sections without compromising on shade, variations and quality of workmanship.



# DOOR TYPE'S



## FLOOR MACHINE DOOR

Door frames : Doors can be mounted patch systems  
Hardware to be used floor spring machine, H type handle and bottom lock.



## GLASS HINGES DOOR

Door frames : Doors can be mounted glaas hinges systems  
Hardware to be used fopen door closer, H type handle and bottom lock.



## STILE DOOR 60 X35

Door frames with 60 x 35 stile shutter: Doors can be mounted flush hinges systems  
Hardware to be used open door closer, DD type handle and Dead lock.




## STILE DOOR 75X 45

Door frames with 75 x 45 stile shutter: Doors can be mounted flush hinges systems  
Hardware to be used open door closer, DD type handle and Dead lock.

# ACCESSORIES COLLECTION

Aluminium accessories are essential components used to assemble, enhance the functionality, and improve the appearance of wall, frames, windows, and doors made from aluminium profiles. They transform basic aluminium extrusions into robust, versatile, and complete systems for a wide range of applications across various Area.




## SKIRTING

Height: 50mm / 75mm/100mm

Length: 3000mm

End cap is provided and available in PVC matching color.

Skirting are supplied with protection film to prevent damage or scratch, can be easily removed after completion or site



## HAT SECTION


Height: 5 mm / 8 mm / 10 mm

Length: 3000mm

Hat decorative profile: are designed to make wall design visually attractive and complex detailing easy. Used between the junction of two materials installed on the surfaces.


# ACCESSORIES COLLECTION

Aluminium accessories are essential components used to assemble, enhance the functionality, and improve the appearance of wall, frames, windows, and doors made from aluminium profiles. They transform basic aluminium extrusions into robust, versatile, and complete systems for a wide range of applications across various Area.




## **CORNER GUARD**

Width : 12mm x 12mm /  
15mm x 15mm /  
19mm x 19mm  
Length: 3000 mm  
Corner guard provides  
safety for outside wall  
corners, its economical  
and ideal option. Edges  
are tempered for smooth  
finish



## **Z CARPET PROFILE**


Z carpet profile is  
transition between  
carpet/vinyl to any  
other surTace  
Length: 3000 mm  
Width: 29mm.  
Screws are hidden or  
the bottom making the  
surface clear &  
provides asmooth  
Finish



## **TRANSITION PROFILE**

transition carpet  
promile is used  
between carpet /  
laminatE / /vinyl/  
parquet or any hard  
surtace where varable  
in height is observed.  
Length: 3000mm  
Width : 32 mm.




# Gallery






# Thank You

## Contact Us:

-  shahzad@arc7designstudio.com
-  info@arc7designstudio.com
-  +91 970 273 4998

## Office Address:

-  Mangal Murti chs, sec 36,  
Nerul, West, Seawoods,  
Navi Mumbai,  
Maharashtra-706.



 [www.arc7designstudio.com](http://www.arc7designstudio.com)

